Summer Crash Course in

English Language

Academic Year 2015-2016

Weekly Review Worksheet
English, Grade 1

Phonics: Short a

The letter **a** can make the short **a** sound you hear in **hat**.

Read the word. Listen for the short a sound. Circle the picture that the word names.

1. cat

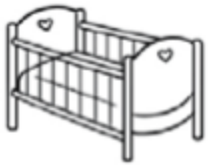

2. fan

3. map

4. pan

Write a word from the box to name each picture.

bat	can	cat	fan	hat	pan

1.

2.

3.

4.

5.

6.

Say each picture name. Write the letter that stands for the sound you hear at the beginning of its name.

1. _____ _____

2. _____ _____

3. _____ _____

4. _____ _____

5. _____ _____

6. _____ _____

Weekly Review for Semester 2, Week 1
Grade 1, English

1. Circle the words that rhyme with 'mat':

sat cat can let rag let

him bat fat at

2. Circle the words with the 'short a' sound:

Pam has a mat.

The cat can nap.

Nat ran back.

3. Circle the sentences. (A sentence tells a whole idea)

I like to play tag.

I see a tan bat.

Little hat

Pam has a pal.

A map

4. Correct the following sentence. (A sentence begins with a capital letter and ends with a punctuation mark.)

the cat plays with the bag.

Matt ran to the school

my school bag is fat

pam is not sad

Max ran to the cat

the cat sat with me.

6. Reread Jack can and answer the following questions

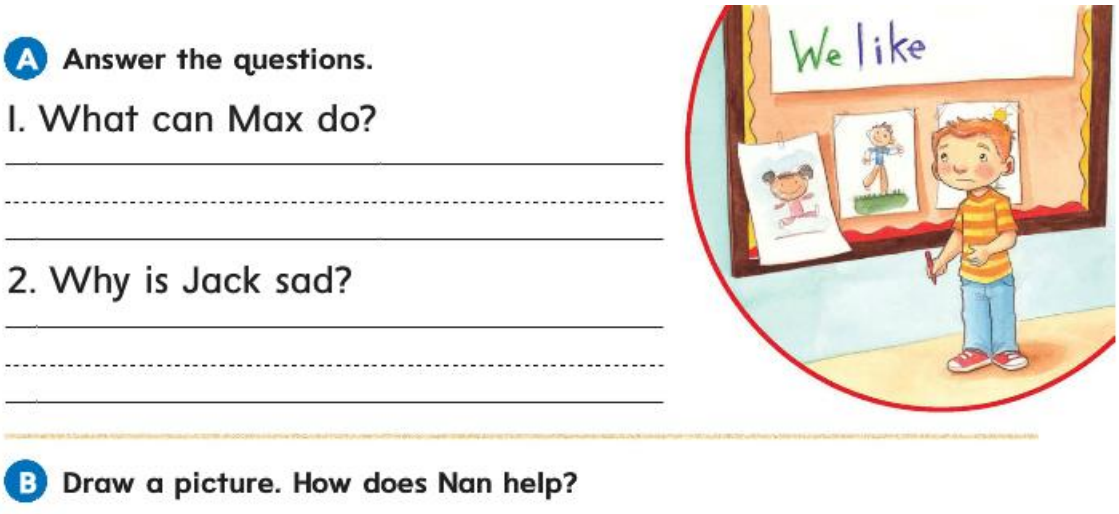

Draw your ideas. Then, complete the sentences.

At First	Later

First, Jack feels _____ .

Then he feels _____ .

7. Listen to the words and write them down:

1. .....
2. .....
3. .....
4. .....
5. .....
6. .....
7. .....
8. .....
9. .....
10. .....

Review for Semester 2, Weeks 1 and 2
English, Grade 1

Topics discussed during the week:

- **Comprehension skills:** Reading 'Jack Can' in Reading/Writing Workshop pages, 14-23, identifying high frequency words and words with short a sound while reading, visualize events of the story, discussing what Jack and other kids can do at school and connect what they have read to the Essential Question: What do you do at school.
- **High frequency words:** Read, spell, and write the words: does, not, shool,what. Refer to Dictation copybook, Weekly Review Worksheet of Semester 2, Week 1, and to practice book p.2 for more practice.
- **Phonics:** Identify, Read, spell, and write words with short a sound. Refer to Dictation copybook, Weekly Review Worksheet of Semester 2, Week 1, and to practice book p. 1 for more practice.
- **Rhyme:** Rhyming words are words that end with same sound (for example, sat, mat). Refer to Weekly Review Worksheet of Semester 2, Week 1 for more practice.
- **Alliteration:** Rhyming words that begin with the same sound (for example, jiggity, jig, higgity, hog).
- **Sentences and sentences Capitalization**: A sentence is a group of words that tell a whole idea (for example, I like to play tag.) A sentence always begins with a capital letter and ends with a period. (for example, **M**y school bag is big**.**) Refer to Weekly Review Worksheet of Semester 2, Week 1 for more practice.
- **Writing**: Reread Jack can, paying attention that writers think of an idea to write about. Choosing words from the box to write a complete sentence that begins with a capital letter and ends with a period. Refer to Weekly Review Worksheet of Semester 2, Week 1 for more practice.

- **<u>Practice Questions:</u>**
  - *Students must practice these questions at home and the solution keys would be reviewed in class afterwards.*

Question 1: Circle the words that rhyme with 'pan':

fan cat can let ran sit

man bat tan an

Question 2: Circle the words that rhyme with 'jig':

hat jiggity sat jag nap

jog pot jug let

Question 3: Circle the words with the 'short a' sound:

1. Pam likes school.

2. The cat likes to play.

3. Jack can write.

Question 4: Circle the sentences. (A sentence tells a whole idea)

1. I like to play tag.

2. I see a tan bat.

3. Little hat

4. Pam has a pal.

5. A map

Question 5: Correct the following sentences. (A sentence begins with a capital letter and ends with a punctuation mark.)

1. the cat plays with the bag.

_____

2. Matt ran to the school

_____

3. my school bag is big

_____

4. pam is not sad

_____

5. Max ran to the cat

---

6. the cat sat with me.

Question 6: Reread Jack can and answer the following questions



1. What can Max do?

---

2. Why is Jack sad?

---

3. Draw a picture. How does Nan help?

4. Draw your ideas. Then, complete the sentences.

At First	Later

a) First, Jack feels _____

b) Then he feels _____

Weekly Review Worksheet
Semester 2, Week 3
English, Grade 1

Topics discussed during the week:

- **Phonics:** Identify, Read, spell, and write words with short i sound. Refer to Dictation copybook, Weekly Review Worksheet of Semester 2, Week 1, and to practice book p. 1 for more practice.

- **Practice Questions:**

  - *Students must practice these questions at home and the solution keys would be reviewed in class afterwards.*

The letter **i** can make the short **i** sound you hear in **pin**.

Read the word. Listen for the short i sound. Circle the picture that the word names.

1. six

2. wig

3. pin

4. mix

Circle the words with the ‘short i’ sound:

cat is six in

sat his map pin

an sit

Name: _____

Weekly Review Worksheet
Semester 2, Weeks 4 and 5
English, Grade 1

Topics discussed during the week:

- **Phonics:** Identify, Read, spell, and write words with short i sound. Refer to Writing/Spelling copybook, Weekly Review Worksheet of Semester 2, Weeks 4 and 5, and to practice book p. 12 for more practice.
    - Identify words with double final consonants. Undertand that the double final consonant makes one sound, (example: hill, the final double consonants 'll' make one sound 'l', so the word 'hill' has 4 letters 'h-i-l-l', but has 3 sounds 'h-i-l'. Refer to worksheet of Semester 2, Weeks 4 and 5, and to practice book p.18 for more practice.
- **Vocabulary:** Identify the meaning of the words '**up**, **down**, **very**, and **out**'. Read and write the words '**up**, **down**, **very**, and **out**'. Refer to worksheet of semester 2, weeks 4 and 5, and to practice book p.12 for more practice.
- **Comprehension:** Identify **key details** and **sequence** of events in a story. (for example: look at the illustrations in a story and describe what they see, tell what happens **first**, what heppens **next**, what heppens at the **end**). Refer to Worksheet of Semester 2, Weeks 4 and 5, and to Reading/Writing Workshop pp. 34 -45.

- **Practice Questions:**

    - *Students must practice these questions at home and the solution keys would be reviewed in class afterwards.*

Read the story "Lin and Tim Go Out." Then answer Numbers 1 to 3.

Lin and Tim Go Out

This is Lin and Tim.
They will go out.



Lin and Tim go up the hill.
Lin and Tim go down the hill.



Lin and Tim play.
Dad plays too,
The kids win.

Now answer Numbers 1 to 5. Base your answers on the story "Lin and Tim Go Out."

1. What do Lin and Tim do FIRST?

a. They will go out

b. Lin and Tim go up the hill.
Lin and Tim go down the hill. 

c. Lin and Tim Play. 

2. What do Tim and Lin do NEXT?

a. They will go out

b. Lin and Tim go up the hill.
Lin and Tim go down the hill. 

c. Lin and Tim Play. 

3. Who WIN at the END?

a. They will go out.

b. Lin and Tim go up the hill.
Lin and Tim go down the hill. 

c. Lin and Tim. 

Listen while your teacher reads the directions.

4.

Ⓐ

Ⓑ

Ⓒ 

5.

Ⓐ

Ⓑ

Ⓒ

Choose the word that names the picture.

6.

Ⓐ bad
Ⓑ bid
Ⓒ bib

7.

Ⓐ six
Ⓑ sad
Ⓒ sick

8.

Ⓐ lap
Ⓑ lip
Ⓒ lid

Name: _____

Weekly Review Worksheet
Semester 2, Week 6
English, Grade 1

Topics discussed during the week:

- **Phonics:** Identify, Read, spell, and write words with short i sound. Refer to Writing/Spelling copybook, Weekly Review Worksheet of Semester 2, Weeks 4 and 5, and to practice book p. 12 for more practice.

- **Vocabulary:** Identify the meaning of the words '**up**, **down**, **very**, and **out**'. Read and write the words '**up**, **down**, **very**, and **out**'. Refer to worksheet of semester 2, weeks 4 and 5, and to practice book p.12 for more practice.

- **Writing:** Differentiate between the city and the country. Write 'I live in the city/country' depending on where you live. Refere to Weekly Review Worksheet of Semester 2, Week 6 for more practice.

- **Practice Questions:**

  - *Students must practice these questions at home and the solution keys would be reviewed in class afterwards.*

A. Fill in the blanks from the word box.

out	down	up	very

1. Go _____

2. Sit _____

3. Look _____

4. I am _____ happy.

B. Choose the word that names the picture.

1.

a. win
b. sad
c. wag

2.

a. ball
b. bag
c. sat

3. 

a. fin
b. sit
c. pin

C. Where do you live?



Country

City

I live in the _____

Weekly Review Worksheet
Semester 2, Week 7
English, Grade 1

Topics covered this week	Topics planned for next week
- **Listening comprehension:** Students listened to a story and answered questions about the story. - **Comprehension:** Students read a short story and answered questions about the story. - **Vocabulary:** Students reviewed the vocabulary words 'up, down, out, and in'.	- **Comprehension:** Students will read a short text and answer questions about the text. - **Listening comprehension:** Students will listen to a story and answer questions about the story.

Practice Questions:

Students must practice these questions at home and the solution keys would be reviewed in class afterwards.

Jack and Spike

Jack goes to school.
He likes school.



Jack goes home.
Jack plays with Spike.



Read "Jack and Spike".

Answer the questions below.

1. Where does Jack go FIRST?

First, Jack goes to _____.

school

home

2. What is Spike?

Spike is a _____.

cat

dog

fish 

Revision Worksheet

English, Grade 1, Semester 2

Name: _____

Read the following passage then answer the questions that follow.

Tim and Max



Tim goes to school.



Tim can read.



Max can not.

Tim goes home.



Tim plays with Max.

Max is very happy.

A. Write the correct answer on the space provided.

1. First, Tim goes to _____.

a. school

b. home

2. Tim can _____.

a. paint  b. read 

3. Max can not _____.

a. read   b. play

4. Max is very _____.

a. sad b. happy

Read the following passage then answer the questions that follow.

The Kids Go

The kids go in. 

The Kids go out. 

The kids climb up.

The kids slide down. 

B. Write the correct answer on the space provided.

5. First, the kids go _____.

a. out b. in

6. The kids go out to _____.

a. play

b. swim 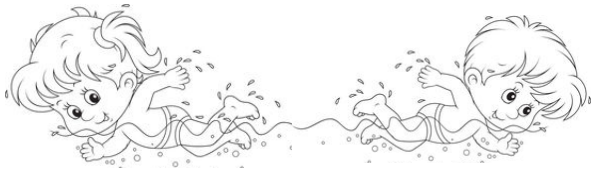

7. The kids climb up the _____.

a. slide  b. tree

8. Last, the kids slide _____.

a. up b. down

C. Choose the word that names the picture.

1.



a. win
b. sad
c. fin

2.

a. ball
b. bag
c. sat

3.

a. hat
b. sit
c. pin

D. Write 4 sentences using the words in the box.

<table>
<tr><td rowspan="2">I</td><td>like</td><td>school
dogs
cats
fish</td><td rowspan="2">.</td></tr>
<tr><td>can</td><td>play
draw
paint
write</td></tr>
</table>

- I like school.
- _____
- _____
- _____
- _____

E. Where do you live?



Country

City

I live in the _____

F. Circle the words that rhyme with ‘fan’:

pan sat man can set pin an

G. Circle the words that rhyme with ‘sit’:

fan fit net bit kit pin it

H. Circle the sentences. (A sentence tells a whole idea).

1. The boy has a map.
2. Big hat
3. The girl sits down.
4. A cat

I. Correct the following sentences. (A sentence begins with a capital letter and ends with a period.)

1. the van can go.

_____

2. Pat plants flowers

_____

3. tom likes to read

_____

4. pam and Dan like jam

_____

Topics for Semester 2 Exams

English, Grade 1

January 18th 2016 Comprehension	January 19th 2016 Writing/Phonics
Reading Comprehension: Students need to review how to pay attention to key details while reading a story by looking at illustrations that help them understand the story better and to pay attention to the order of events. Please refer to Reading/Writing Workshop pp. 14-23, 34-43. **High frequency words:** Students need to review the high frequency words (does, not, school, what, in, out, up, very). Please refer to Reading/Writing Workshop pp.10, 11, 30, 31. ○ **For all the above refer to Weekly Review Worksheets of Semester 2, and the Exam Review Worksheet.**	**Phonics:** Students need to review reading, writing, and spelling of words with short vowels a and i sound (for example, can, sit). Please refer to Practice Book pp.1, 3, 11, 13, Reading/Writing Workshop pp.12, 13, 32, 33, and Writing/Spelling copybook. **Writing and Grammar:** Students need to review .how to form a simple sentence (for example, I can paint). Students need to review identifying a sentence (A sentence tells a whole idea). Students need to review how to punctuate a sentence (a sentence begins with a capital letter and ends with a period). (Refer to writing Worksheet of Week 6, Homework Worksheet of Week 2, and Reading/Writing Workshop pp. 27, 47.) ○ **For all the above refer to Weekly Review Worksheets of Semester 2, and the Exam Review Worksheet.**

Review Activity for Semester 2 Exams (below)

English, Grade 1

Part A: Read the following passage then answer the questions that follow.

Sam And Mat

Sam can read.

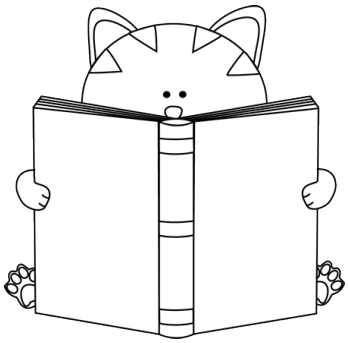

Sam and Mat like to play.

Sam and Mat are happy.



Sam goes to sleep.



Question 1. Write the correct answer on the space provided.

a) Sam can _____.

read paint

b) Sam plays with _____.

Pam Mat

Question 2. Write the correct answer on the space provided. Look at the illustrations to find the correct answer.

a) Sam is a _____.

 cat

 dog

d) Last, Sam goes to _____.



school

 sleep

Part B:

Question 1. Circle the complete sentences.

a) Her cat

b) I like my hat.

c) An apple

d) I see a dog.

Question 2. Correct the following sentences and write on the line.

a) Max likes dogs Pam likes fish

_____

b) lin likes to read.

_____

c) he can see a bag

_____

d) the hat is red

_____

Question 3. Choose the word that names the picture.

a) 1. tin

2. pin

3. sit

b) 1. bat

2. fan

3. bag



c) 1. cat

2. mat

3. hat

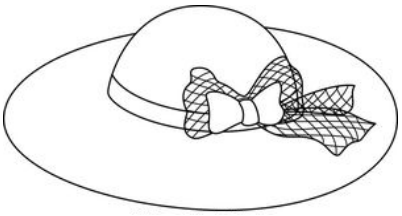

Question 4. Circle the words that rhyme with 'fin':

pin cat bin mat win bag tin fan in

Part C:

Question 1. Write 4 sentences using the words in the box.

<table>
<tr><td rowspan="2">I</td><td>like</td><td>school
cats
bags
maps</td><td rowspan="2">.</td></tr>
<tr><td>can</td><td>paint
draw
read
write</td></tr>
</table>

- I like school.
- _____
- _____
- _____
- _____

Question 2. Complete the following activity:



Describe the picture. Write a sentence on the line.

_____

Draw in the box your favorite part of the story **Jack Can.**



Write a sentence about your drawing.

Weekly Review Worksheet

Semester 3, Week 1

English, Grade 1

Name: _____ **Date: _____**

Topics covered this week	Topics planned for next week
- **Phonics:** Identify, Read, spell, and write words with l blends. Refer to Reading□Writing Workshop pp.□2□□3, Weekly Review Worksheet of Semester 3, Week 1, and to practice book p. 21 for more practice.	- □o□ **prehension:** Students will read the short story □□ □ig for cliff□ and answer □uestions about the story.

Practice Questions:

Students must practice the questions on the back of this page at home and the solution keys would be reviewed in class afterwards.

Sometimes consonants form a **blend**. You can hear the sound of a consonant and letter /**l**/ from a blend at the beginning of **gl**ad and **sl**im.

Read the word. Draw a line under the letters that form a blend. Write the letters on the line. Circle the picture that sentence describes.

1.He slams the door.

slam _____

2.The girl claps.

clap _____

3. He flips the pancake.

flip _____

4. The cliff is dangerous.

cliff _____

Weekly Review Worksheet

Semester 3, Week 2

English, Grade 1

Name: _____ **Date: _____**

Topics covered this week	Topics planned for next week
- **Phonics:** Identify, Read, spell, and write words with l blends. Refer to Reading□Writing Workshop pp.□2□□3, Weekly Review Worksheet of Semester 3, Week 1, and to practice book p. 21 for more practice. - **Plural Nouns:** Students can indentify that when certain words end in one **s**, means there is more than one □ex□flag, flags□.	- **Comprehension:** Students will read the short story □□ □ig for cliff□and answer □uestions about the story. - **Key details:** Students will identify key details in a story. - **Dictation:** clap black clip slip will win

Practice Questions:

Students must practice the questions on the back of this page at home and the solution keys would be reviewed in class afterwards.

A. Use a word from the box to complete each sentence.

clip	slip	glass	black	flag

1. The hat is _____.

2. This is a _____. 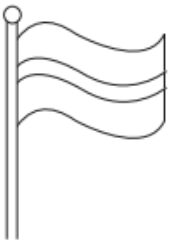

3. I have a _____. 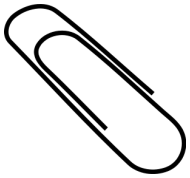

4. I can see a _____.

5. The boy will _____.

Read these words aloud. Listen for the letter blend, or combination of sounds, at the beginning of the word.

gl<u>l</u>ad sl<u>l</u>im

B. Color the picture with the same beginning sound as the first picture in the row.



Some words end with s. When a word ends in one s, it means there is more than one of something.

flag

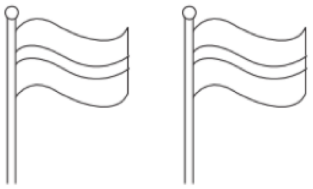 flags

C. Read each sentence. Underline the word that tells about more than one thing. Write the word on the line.

1. See the bags?

_____

2. Tim and Jim have six pins. 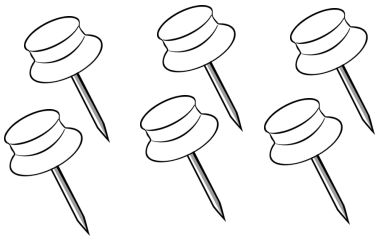

_____

3. We have clips.

_____

4. Look at the cars.  

_____

Weekly Review Worksheet

Semester 3, Week 3

English, Grade 1

Name: _____ **Date: _____**

Topics covered this week	Topics planned for next week
- **Phonics:** Identify, Read, spell, and write words with l blends. Refer to RWW pp.52-53, Weekly Review Worksheet of Semester 3, Week 1, and to practice book p. 21,23 for more practice. - **Vocabulary:** Identify, Read, and write the vocabulary words 'pull, be, good, come'. Refer to RRW p. 50,51, and to practice book p.22	- **Comprehension:** Students will read the short story 'A Pig for cliff' and answer questions about the story. - **Key details:** Students will identify key details in a story. - **Dictation:** clap black clip slip will win

Practice Questions:

Students must practice the questions on the back of this page at home and the solution keys would be reviewed in class afterwards.

A. Complete each sentence. Use one of the words in the box.

pull	good	be	come

1. I can _____ a big help.



2. Pam can _____ to me.

3. Tim can _____ a wagon.

4. Max is a _____ fish.



Weekly Review Worksheet

Semester 3, Week 4

English, Grade 1

Name: _____ **Date: _____**

Topics covered this week	Topics planned for next week
- **Comprehension:** Students read the short story 'A Pig for Cliff' and answered questions about the story. Refer to RWW pp. 54-63. - **Key details:** Students are able to identify key details in a story. Refer to RWW pp. 64,65, and practice book pp.25-27 for more practice. - **Statement:** Students are able to identify and punctuate a statement. - **Dictation:** l-blends spelling words: clap black clip slip will win.	- **Writing:** Students will be a able to write a sentence using descriptive details. - **Listening comprehension:** Students will listen to a short story and answer questions about the story.

Practice Questions:

Students must practice these at home and the solution keys would be reviewed in class afterwards.

Read the story "Kit, Nat, and Kim." Then answer Numbers 1 to 5.

Kit, Nat, and Kim

I am Jim.

I have a black cat.

Kit sits in my lap and licks.

I pat Kit.

Kit does not hiss.

This is Nat.

Nat can dig.

Nat pulls me.

Nat is very quick.

I want Nat to sit, and he does.

I pat his back.

This is Kim.

Kim has big fins.

Kim does not sit in my lap.

Kim can go up and down the glass.

I like Kit and Nat and Kim.

A. Now answer Numbers 1 to 5. Base your answers on the story "Kit, Nat, and Kim."

1. What does Jim do FIRST?

a. pats Kit

b. pats Nat

c. pats Kim

2. What does Kit do?

a. pulls

b. licks

c. pats

3. Jim wants Nat to _____ .

a. go out

b. sit down

c. have fins

4. Kim has _____ .

a. a lap

b. a kiss

c. big fins

5. What does Jim do LAST?

a. pats Nat

b. sits with Kit

c. looks at Kim

B. Circle the statements.

1. The car is black.

2. can swim

3. Pam is a cat.

4. will go

5. Who is Tim?

6. I go to school.

Weekly Review Worksheet

Semester 3, Week 5

English, Grade 1

Name: _____ **Date: _____**

Topics covered this week	Topics planned for next week
- **Practice of Spelling Bee words.** - **Reading**: Students read the story 'A Pig for Cliff'. Refer to RWW pp. 55-63 for more practice. - **Writing:** Students are able to complete a sentence describing their favorite pet. Refer to Writing/Spelling copybook and RWW p. 66 fore more practice. - **Listening Comprehension:** Students listened to the short story 'I Love My Pet' and answered questions about the story.	- **Phonics:** Students will identify the short /e/ sound. - **Comprehension assessment:** Students will read the short story 'At the movie' and answer questions about the story.

Practice Questions:

Students must practice these at home and the solution keys would be reviewed in class afterwards.



bird

parrot



turtle

hamster



fish



rabbit

cat



dog

Choose your favorite pet from the illustrations. Describe your favorite pet by completing the following sentences.

A _____ is _____.

A _____ has a _____.

A _____ can _____.

_____.

Semester 3 Exam Review Worksheet

English, Grade 1

March 7th 2016 Comprehension	March 14th 2016 Writing/Phonics

- **Reading Comprehension:** Key details: Refer to RWW pp. 55-65, and Practice Book pp. 25-27
- **High frequency words:** be, pull, come, good. Refer to RWW pp. 50, 51, and Practice Book p.22
  ○ **For all the above refer to Weekly Review Worksheets of Semester 3, and the Exam Review Worksheet.**
	- **Phonics:** Read, write and spell words with l-blends (for example, clip, slip, flag). Refer to Practice Book pp. 21, 23, RWW pp.52, 53, and Writing/Spelling copybook.
	- **Writing:** Form a descriptive sentence (for example, The cat is big). Refer to RWW p. 66, and Writing copybook
	- **Grammar:**
	Statements: A statements tells a whole idea and ends with a period.
	Plural nouns: for example, hat-hats.
	(Refer to RWW p. 67, and Practice Book p. 28.)
	  ○ **For all the above refer to Weekly Review Worksheets of Semester 3, and the Exam Review Worksheet.**

Part A: Read 'Pam and Dan' then answer the questions that follow.

Pam and Dan

Pam and Dan like to play.

Pam can tag Dan.

Is Dan glad?

Dan can clap.

Is Pam glad?

Pam is glad.

Question 1. Write the correct answer on the space provided.

a) Pam and Dan like to _____.

jump

play tag

run

b) Who can tag Dan?

_____ can tag Dan.

c) Who can clap?

_____.

d) Pam is _____.

glad

sad

Question 2. Draw about the last game you played with your friends.



Write a sentence about your drawing.

Question 3. Complete each sentence. Use one of the words in the box.

good	come	pull	be

a) Do not _____ sad.



b) _____ the door.

c) _____ and help us.

d) A cat is a _____ pet.

Part B:

Question 1. Read each sentence. Underline the word that tells about more than one thing, and then write the word on the line.

a) I have two flags.

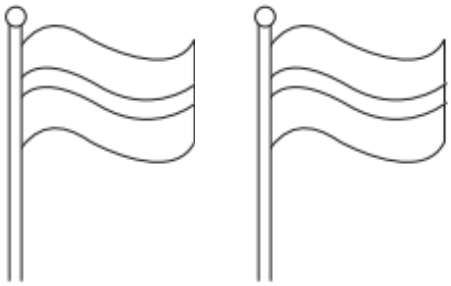

_____

b) The fish has fins.



_____

c) The girls read.



_____

Question 2. Circle the statements.

a) The boy can paint.

b) I will.

c) Can you see the cat?

d) I go to school.

e) A clip is

f) She has a plan.

Question 3. Use a word from the box to complete each sentence.

clam	glad	glass	class

a) I have a _____.

b) This is a _____.



c) I sit in _____.



d) We are _____.



Question 4. Color the picture with the same beginning sound as the first picture in the row.

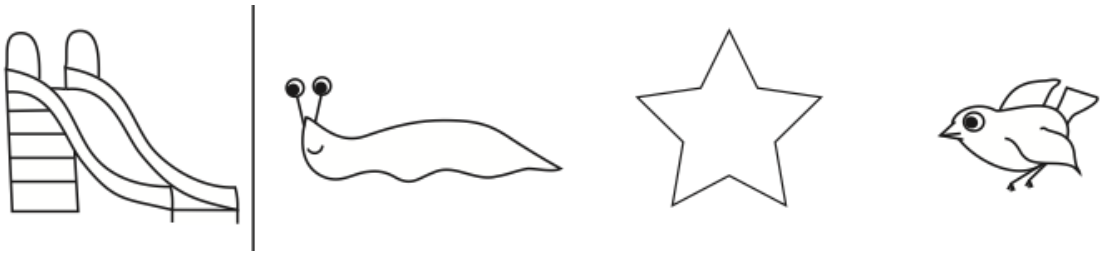

Part C:

Question 1. Choose your favorite pet from the box. Describe your favorite pet by completing the following sentences.

cat	**rabbit**	**fish**	**parrot**

A _____ is _____.

A _____ has _____.

A _____ can _____.

_____.

_____.

Question 2. Draw your favorite pet.



Write a sentence about your drawing.

_____

_____

Weekly Review Worksheet

Semester 4, Week 2

English, Grade 1

Name: _____ **Date: _____**

Topics covered this week	Topics planned for next week
- **Phonics:** Identify, read, spell, and write words with short □o□ sounds. Refer to RWW pp. □2□□3 and practice book pp. 31,33 for more practice. - **Types of sentences:** Students can identify the three types of sentences□ statement, □uestion, and exclamation. Students can add the proper end mark □, □, or □□to each sentence type.	- **Comprehension:** Students will read the short story □□ood □ob, □en□□and answer □uestions about the story. - **Key details:** Students will identify key details in a story. - **Dictation:** dog, hot, hops, rock, sit, flops.

Practice Questions:

Students must practice the questions on the back of this page at home and the solution keys would be reviewed in class afterwards.

A. Read the words in the box. Listen for the short /o/ sound. Write the word that names each picture.

dog	fox	top	lock





_____ _____

_____ _____

B. Circle each word that has the short /o/ sound. Then write the word.

1. mop sit map _____
2. hat box black _____
3. win fin hop _____
4. block flip cat _____

C. Choose the end mark that best completes the sentence.

.	?	!

1. Look at this _____
2. Where is my cat _____
3. The book is red _____
4. Happy Valentine's Day _____
5. Are you ready _____
6. Jane ate an apple _____

Weekly Review Worksheet

Semester 4, Week 3

English, Grade 1

Name: _____ Date: _____

Topics covered this week	Topics planned for next week
- **Phonics:** Identify, read, spell, and write words with short /e/ sounds. Refer to RWW pp.72-83 and practice book pp. 31,33 for more practice. - **Writing:** Students can write a sentence and add the proper end mark (., ?, or !) to each sentence type. - **High frequency words:** Students can identify the meaning of the words 'again, help, new, there, and use' in a sentence. - **Reading:** Students read the story 'Good Job, Ben!'	- **Key details:** Students will identify key details in a story'. - **Phonics:** Students will Identify, read, spell, and write words with short /u/ sounds.

Practice Questions:

Students must practice the questions on the back of this page at home and the solution keys would be reviewed in class afterwards.

A. Read the words in the box. Listen for the short /e/ sound. Write the word that names each picture.

tent	net	bread	web

_____ 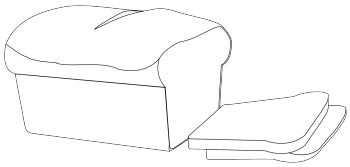 _____ 

_____  _____ 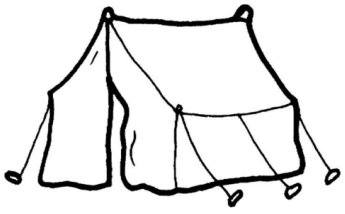

B. Circle each word that has the short /e/ sound. Then write the word.

1. bed	fin	cat	_____
2. hop	sit	pet	_____
3. dress	sun	mat	_____
4. bell	hat	win	_____
5. head	tin	box	_____

C. Complete each sentence. Use one of the words in the box.

again	help	new	there	use

1. I can see a car over _____.
2. The boy will paint _____.
3. I have a _____ dress.
4. She can _____ a pencil to draw.
5. The kids will _____ clean the garden.

D. Write your own sentence using a word from the box.

_____

E. Write three sentences. Use the end marks: . ? !

_____

_____

_____

_____

_____

_____

Weekly Review Worksheet

Semester 4, Week 4

English, Grade 1

Name: _____ Date: _____

Topics covered this week	Topics planned for next week
- **Phonics:** Identify, read, spell, and write words with short /u/ sounds. Refer to RWW (Volume 2) pp.32-33 - **Reading comprehension:** Students can identify the characters, settings, and events in a story. Refer to RWW (V2) pp. 24, 25, and practice book pp. 54-57 - **Revision of short /e/ sounds spelling words.** - **Reading:** Students read the story 'Cubs in a Hut' Refer to RWW (V2) pp. 35 -43.	- **Writing:** Students will write a short story. - **Comprehension Assessment.** - **Dictation:** did, red, sled, men, ten, jet, let, bread, get, met.

Practice Questions:

Students must practice the questions on the back of this page at home and the solution keys would be reviewed in class afterwards.

A. Read the story "Greg Can Help". Then answer numbers 1 to 5.

Greg Can Help

Greg can help.
He can do a lot.
Greg can make his bed.
He does not play on it.

Greg can help Dad make bread.
The bread is good!
Greg is glad.
Dad pats Greg on his head.

Greg can help at school too.
He can help the new kids.
He can play with the little kids.
Greg is glad he can help.

Now answer numbers 1 to 5. Base your answers on the story "Greg Can Help."

1. The characters of the story are _____ and _____.

2. Greg and Dad _____.

a. make bread
b. help at school
c. jump on the bed

3. The bread is _____.

a. wet
b. bad
c. good

4. Where does Greg play?

Greg plays _____.

5. Greg _____ at school.

a. helps the new kids
b. plays with dad
c. makes bread

The letter **u** can make the short **/u/** sound you hear in **rug**.

B. Read the words. Listen for the short /u/ sound. Write the word that names each picture.

run	drum	truck	cup

_____		_____	
_____		_____	

C. Write your own sentence using a word from the box.

_____

_____

Weekly Review Worksheet

Semester 4, Week 5

English, Grade 1

Name: _____ Date: _____

Topics covered this week	Topics planned for next week
- **Grammar:** Stundents can Identify nouns in a sentence. Refer to RWW (Volume 2) p.27, and grammar worksheet of Semseter 4, Week 5. - **Phonics:** Identify, read, spell, and write words with consonant digraphs sh, th, and, ng. Refer to RWW (Volume 2) pp.72-73 - **Revision of short /u/ sounds spelling words.** - **H.F.W:** Students can identify the meaning of the high frequency words all, call, day, her, want. Refer to RWW (Volume 2) pp. 70, 71. - **Revision of H.F.W: could - live - one - three - then.** - **Reading:** Students read the story 'Thump Thump' Refer to RWW (Volume 2) pp. 75 -83. - **Dictation:** did, red, sled, men, ten, jet, let, bread, get, met.	- **Writing:** Students will write a short story. - **Comprehension Assessment.** - **Reading: Students will read the short story 'Nate the Snake Is Late'.**

Practice Questions:

Students must practice the questions on the back of this page at home and the solution keys would be reviewed in class afterwards.

The letters **-sh** make the sound you hear in **shop** or **fish**.

The letters **-th** make the sound you hear in **that** or **path**.

The letters **-ng** make the sound you hear in **ring**.

A. Read each sentence. Circle the word that has -<u>sh</u>, -<u>th</u>, or -<u>ng</u>.

1. It is a big ship.
2. He has a ring.
3. I think I can help.
4. I can read this book.
5. I went to a shop.
6. A bird has a wing.

B. Complete each sentence. Use one of the words in the box.

three	want	day	her	all

1. Put _____ the toys in the box.
2. It is a sunny _____.
3. I have _____ hats.
4. I _____ to paint.
5. Pam brushes _____ hair.

C. Write a sentence using the word ‘live’

_____

_____

A **noun** names a person, place, or thing.

D. Circle the noun in each sentence.

1. The car is red.
2. I will go home.
3. The girl can run.
4. Ben has a new pet.
5. This is a good book.

Weekly Review Worksheet

Semester 4, Week 6

English, Grade 1

Name: _____ Date: _____

Topics covered this week	Topics planned for next week
- **Verbs:** Students can identify action verbs in a sentence. Refer to Grammar Worksheet of Semester 4, Week 6. - **Reading comprehension:** Students can identify the sequence, characters, settings, and events in a story. Refer to RWW (V2) pp. 84, 85, and practice book p. 87 - **Revision of short /u/ sounds spelling words.** - **Reading:** Students read the story 'Thump Thump' Refer to RWW (Volume 2) pp. 75 -83.	- **Dictation:** snug, bug, bed, drums, hums, sun, hen, clucks, duck, quacks. - **Reading:** Students will read the story 'Nate the Snake Is Late' - **Writing:** Students will write a short story.

Practice Questions:

Students must practice the questions on the back of this page at home and the solution keys would be reviewed in class afterwards.

A. Read the story "Under the Elm". Then answer numbers 1 to 5.

Under the Elm

My name is Mike. Gran is my dad's mom. She planted an elm when my dad was little. The elm was little too.

Dad and Gran watered the elm. They wanted it to grow fast.

Lots of time passed. The elm got very big. My dad did too.

Now Gran and Dad could sit under the elm. They could sit in the shade on hot days. This was a fine place to dine.

What good times they had!



Gran's elm is still here. Now I swing under it. I see it grow. Dad and Gran see me grow.

We still sit under the elm's branches. Gran, Dad, and I like to be together.



Now answer numbers 1 to 5. Base your answers on the story "Under the Elm."

1. The characters of the story are _____, _____, and _____.

2. What did Gran do FIRST?

Gran _____.

3. What happened after the elm got big?

a. Gran and Dad sat in the shade.
b. Dad played on a swing.
c. The elm got small.

4. Then Gran and Dad _____.

a. climbed the elm.
b. planted a small elm.
c. dined under the big elm.

5. What does Mike do with the elm?

a. walks on it.
b. runs around it.
c. swing under it.

6. At the End of the story, Gran, Dad, and Mike are _____.

a. swinging on the elm.
b. together under the elm.
c. eating lunch near the elm.

B. Circle the verbs in the sentences.

1. She walks to school.
2. My dog barks at cats.
3. The dog hops on the ground.
4. I jump on my bed.
5. We eat pizza for lunch.
6. Sam likes ice cream.

Semester 4 Exam Review Worksheet

English, Grade 1

June 1st 2016
Comprehension, Writing, Phonics, and Grammar.

- **Reading Comprehension:** Key details – sequence of events – character, setting, and event. Refer to RWW, Volume 1: pp. 24, 44, 64, 84, 104, Volume 2: pp. 24, 44, 84, Volume 3: p. 24, and Practice Book pp. 7, 17, 27, 37, 47, 57, 67, 87, 107.
- **High frequency words:** Unit 1: Lessons 1, 2, 3, 4, 5, Unit 2: lessons 1, 2, 4, Unit 3: lesson 1. Refer to RWW, Volume 1: pp. 10, 11, 30, 31, 50, 51, 70, 71, 90, 91, Volume 2: pp. 10, 11, 30, 31, 70, 71, Volume 3: 10, 11, and Practice Book pp. 2, 12, 22, 32, 42, 52, 62, 82, 102.
- **Phonics:** Read, write and spell words with l-blends, short a, e, i, o, u vowels, and consonant digraphs sh, th, and -ng (for example, clip, slip, flag, sat, sit, not, net, sun, fish, the, think, ring). Refer to RWW, Volume 1: pp. 12, 13, 32, 33, 52, 53, 72, 73, Volume 2: 12, 13, 32, 33, 72, 73, Practice Book pp. 1, 3, 11, 13, 21, 23, 31, 33, 51, 53, 61, 63, 81, 83, and Writing/Spelling copybook.
- **Writing:** Sentences and key details. Refer to RWW, Volume 1: pp. 26, 46, 66, 86, 106, Volume 2: pp. 26, 46, Volume 3: p. 26, and Writing/Spelling copybook.
- **Grammar:** Sentences: statement, question, exclamation – Nouns – Action Verbs. Refer to RWW, Volume 1: pp. 27, 67, 87, 107, Volume 2: pp. 27, 47, Volume 3: p. 27, and Grammar Worksheets of Semester 4.
- **Structural Analysis:** Plural Nouns. Refer to Practice Book p. 28.

    - **For all the above refer to Weekly Review Worksheets of Semester 2, 3, and 4 and the Exam Review Worksheet.**

Part A:

Read 'The Pond' then answer the questions that follow.

The Pond



A lot is going on at the pond.
Ducks swim in the pond.
They sit on the bank.
They make nests in the grass.



Lots of bugs live at the pond.
Look out! This bug is big!
Lots of plants live here.
Plants live on top of the pond.
They live in it too.



A fox runs past a stump.
The fox sees a skunk by the pond.
Skunks make a bad smell.
The fox does not trust the skunk.
The fox runs from the pond.

Question 1. Write the correct answer on the space provided. Base your answers on the story "The Pond".

a) The characters of the story are _____, _____, and _____.

b) What do ducks do at the pond?

_____.

c) Plants live on _____.

the nests.

lots of bugs.

top of the pond.

d) The fox sees a _____ at the pond.

e) _____ at the pond.

A skunk is eating

Kids are playing

A lot is going on

Question 2. Draw your favorite animal.



Write a sentence about your drawing.

Question 3. Complete each sentence. Use one of the words in the box.

call	all	jump	three

a) Pam likes to _____.



b) I have _____ hats.

c) I will _____ my mom.

d) Put _____ the toys in the box.



Part B:

Question 1. Correct the following sentences. Use the punctuation marks | **.** **?** **!** |
Write the sentences on the lines.

a) Is it sunny outside

_____

b) the bird is on the tree

_____

c) Look at that boy

_____

d) i am going to school

_____

Question 2. Read each sentence. <u>Underline</u> the word that tells about more than one thing, and then write the word on the line.

a) We read many books**.**

_____

b) I saw two cats**.**



_____

c) We wait in the cars**.**



_____

d) The dogs like to play**.**

_____

Question 3. Circle the noun in each sentence.

a) I saw the bug.

b) The sun is very big.

c) Did the boy eat?

d) I went to the zoo.

Question 4. Find the verb in each group. Draw a circle around the verb.

a)	fish	swim	circle
b)	dog	tree	ran
c)	paint	boy	girl
d)	birds	sing	we

Question 5. Read the words in the box. Write the word that names each picture.

pin	clock	sun	mat	egg	mop

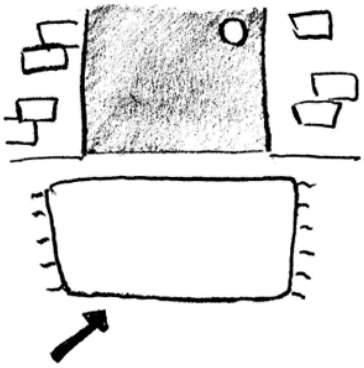

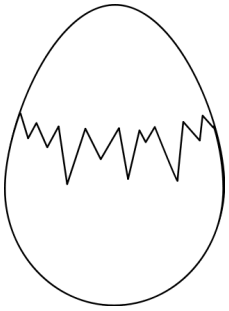





Question 6. Read each sentence. Circle the word that has -sh, -th, or -ng.

a) She can read.

b) The book is big.

c) We can swing.

d) I like math.

Part C:

Question 1. Write each group of words correctly to make a sentence.

a) uncle my cat a has

_____

b) cats like many milk

_____

c) play like dogs to

_____

d) getting dog a are you

_____

Question 2. Complete the following activity:

Describe the picture. Write a sentence on the line.

_____

Question 3. Write about a story you have read. Describe the characters of your story.

Draw a picture about your writing.