

## Semester (3) Science Exam Review Worksheet

### Grade 1

#### Topics Covered in the Exam:

##### Part 2; Lesson 4: A tongue for tasting

Study page 39.

Practice the exercises on page 40.

##### Part 2; Lesson 5: A skin to feel

Study "I observe" in page 43.

Study page 44 and practice page 45.

##### Part 2; Lesson 6: A nose to smell

Practice "I apply" page 46.

+ Refer to the Weekly Review Worksheets of weeks 1 (2 worksheets), 2, 3, and 4; found in the file


+ Refer to the 2 Drop Quizzes of Semester 3

+ **Important:** Practice the Science Exam Review Worksheet found in the file.

#### Question 1: (4.5 marks = 1.5 marks for each question)

Observe the following drawings then answer the questions.

1. Color the body parts that you use to identify the popcorn.




2. Circle the senses that you use to identify a bird.

sight smell taste touch hearing

3. Match the senses to the face features.

Hearing




Sight

Taste

**Question 2:** (3 marks = 0.5 marks for each correct answer)

**Observe the pictures then write under each food picture its taste:**

Use the bellow list of words: SWEET – SOUR – SALTY



.....




.....



.....



.....



.....

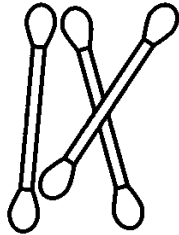


.....



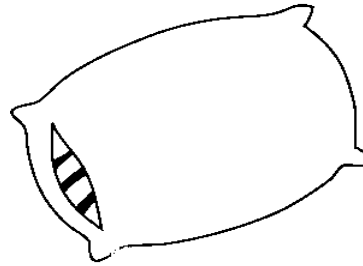
**Question 3:** (4 marks = 1 mark for each correct answer)

Observe the pictures then cross (X) the intruder in each group.

**HARD**




**SOFT**



**COLD**



**HOT**















**Question 4:** (4.5 marks = 0.5 mark for each correct answer)

Observe the pictures then draw a smiley face when the object smells good.



when the object smells good.



**Question 5:** (4 marks = 1 mark for each correct answer)

Help the kids to protect their body by drawing what is missing in the picture.

