

## Semester 3 Assessment Review Worksheet 2015-2016

Math, KG2

### TOPICS COVERED:

Counting up to 100.

Writing numbers up to 20.

Comparing (length, weight, sizes, positions and shapes).

Addition from 1 to 10.









































Less than and greater than.

**Note: these are sample questions, however, you should practice, with your child, similar questions but with the rest of the material given.**

## Patterning:

Question 1:

Look at the pattern in each row. Circle the shape that continues the pattern.

Question 2:

Write the number that comes after.

0	1	
---	---	--

8	9	
---	---	--

2	3	
---	---	--



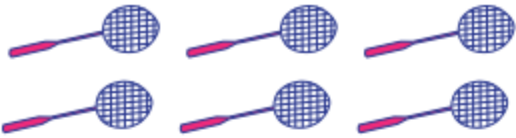















6	7	
---	---	--

4	5	
---	---	--

## Count and compare:





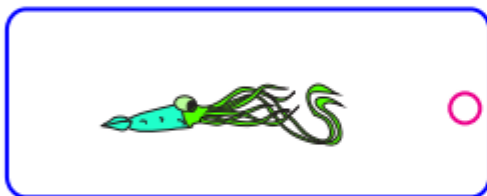


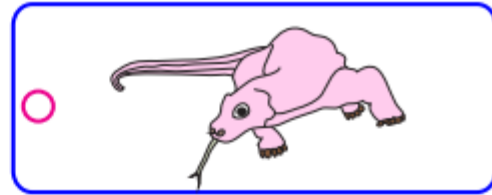
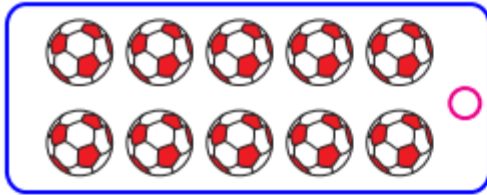
Question 3:

Count the pictures in each box, write the number, then circle the picture that is more, and cross out the picture that is less.

 <p>How many ? _____</p>	 <p>How many ? _____</p>
 	
 <p>How many ? _____</p>	 <p>How many ? _____</p>
 	
 <p>How many ? _____</p>	 <p>How many ? _____</p>
 	

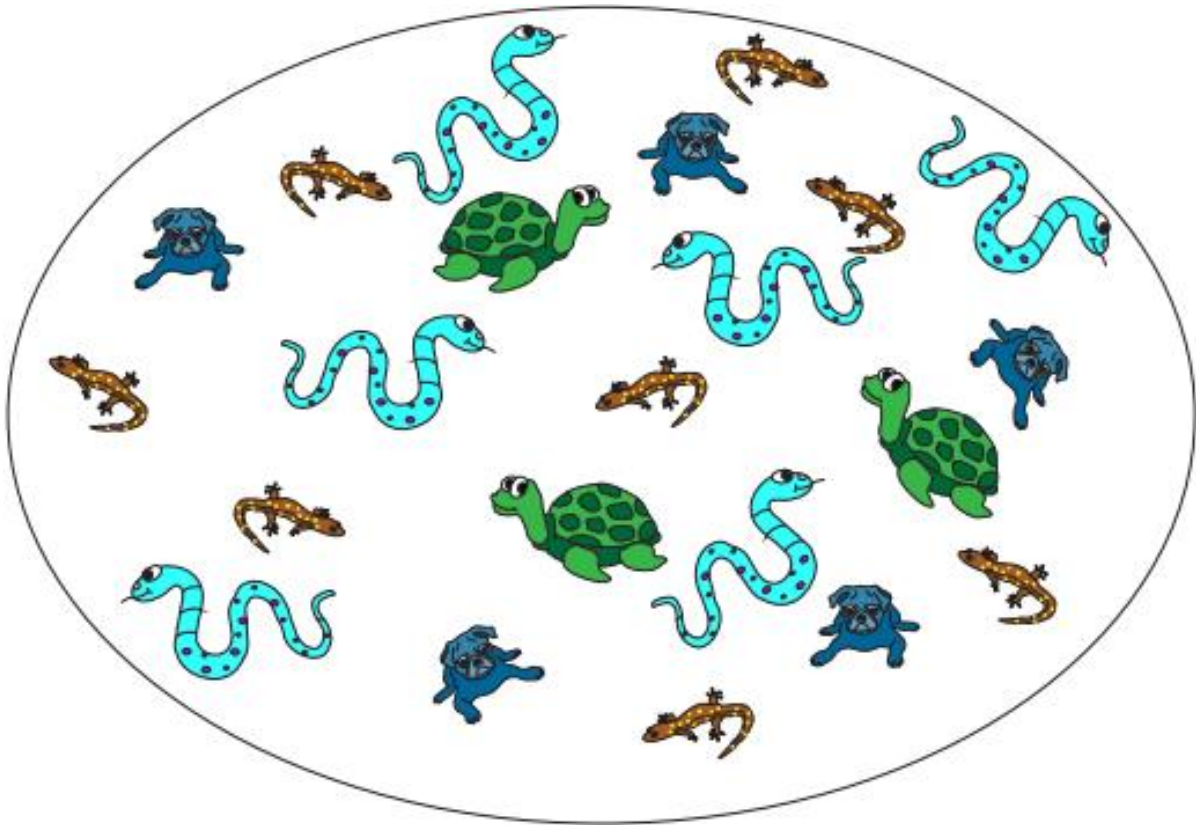
Question 4:

Count and match the equal groups.



Question 5:

Count the animals, write the correct numbers and then compare!



How many  ? \_\_\_\_\_

How many  ? \_\_\_\_\_

How many  ? \_\_\_\_\_

How many  ? \_\_\_\_\_

Which has the most?



Which has the fewest?



## Addition:

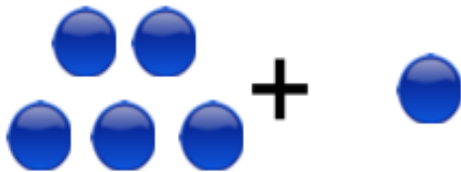
Count the circles, write the numbers, find the over all.



$$\underline{\quad} + \underline{\quad} = \underline{\quad}$$




$$\underline{\quad} + \underline{\quad} = \underline{\quad}$$



$$\underline{\quad} + \underline{\quad} = \underline{\quad}$$



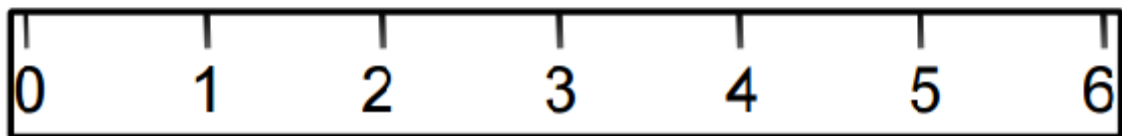
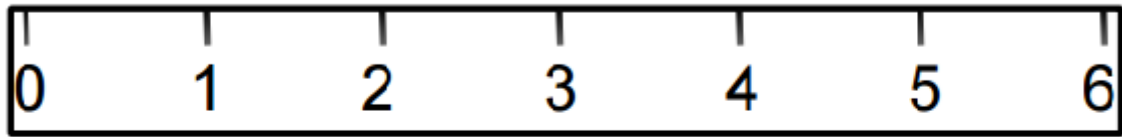
$$\underline{\quad} + \underline{\quad} = \underline{\quad}$$



$$\underline{\quad} + \underline{\quad} = \underline{\quad}$$

Question 6:

Circle the longer pencil, and cross out the shorter.



Question 7:

Circle the taller giraffe:

